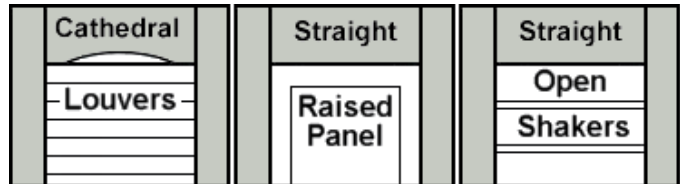


**Shutter Panel Specifications**

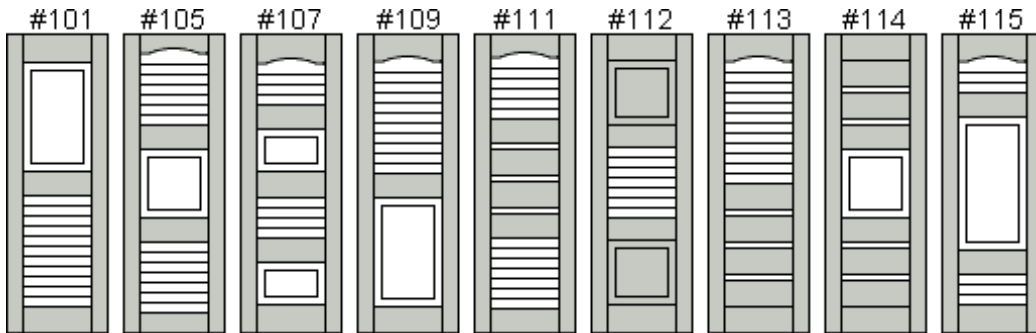
- Panel Depth: 7/8"
- Top Rail (A): 2" - 3"
- Divider Rail (B): 2" - 3"
- Shakers (B): 2" - 3"
- Bottom Rail (C): 3" - 4"
- Side Stile (D): 1" - 4"
- Louvers (E): 7/8"
- Shaker Spaces (F): Approximately 3/8"
- Raised Panel (G): Determined by panel height



Constructed from durable vinyl, fully assembled, and ready for installation. Standard panels are made with stapled multi-piece components with an open back. All combo shutters have an authentic wood grain appearance and beaded detail. Shakers (B) are at a vertical 0° angle (front facing) with open shakers. Combo shutters are available in one color or a combination of two colors.

**Louver Shutter Profile:**

Select the desired combination of louvers, raised panel(s), and shaker components.



**Available Sizes:**

Heights in 1/4 inch increments.

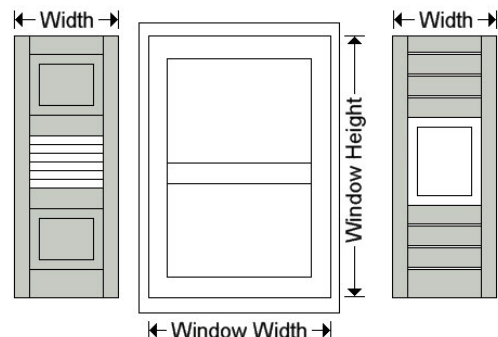
Double-Wide panels may be used for wide windows.

Panel Width	Available Heights
7"	20" - 108"
9"	20" - 104"
10"	20" - 102"
12"	20" - 98"
14.50"	20" - 92"
16.25"	20" - 88"
17.75"	20" - 86"

**Measure:**

**Width:** Shutter width depends on the space available around a window, as well as desired appearance. For an appearance of functioning shutters, shutter width should be about half the width of the window (not including the frame).

**Height:** Measure the height of each window or door (sash) and order the shutters in the same heights (do not include the frame of the window or door in your measurements).



**View prices, 22 available colors, current production time, and order online.**