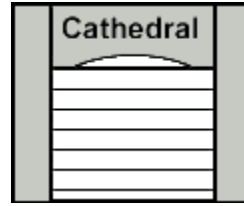


Shutter Panel Specifications:

- Panel Depth: 7/8"
- Top Rail (A): 2" - 3"
- Divider Rail (B): 2" - 3"
- Bottom Rail (C): 3" - 4"
- Side Stile (D): 1" - 4"
- Louvers (E): 7/8" (18° angle)
- Vertical Sub-Stile (F): 1"




Constructed from durable vinyl, fully assembled, and ready for installation. Cathedral or Straight top profile.

Standard panels are made with open louvers and stapled multi-piece components. Louvered shutter panels are made with an open back.

All shutters have an authentic wood grain appearance and beaded detail.

Standard louvered shutters are available in one color or a combination of two colors.

Louver Shutter Profile: Select no, one, two, or three divider rails in the following configurations. (Double width not reflected in drawing.)



Available Sizes:

Heights in 1/4 inch increments.

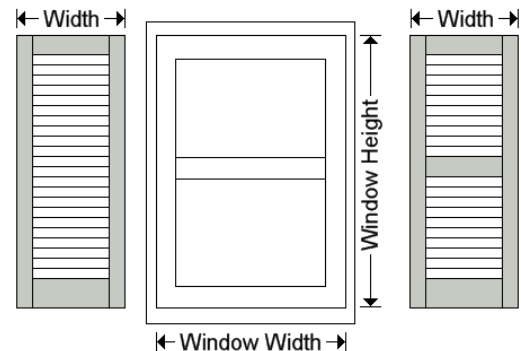
Single-Wide panels may be used for narrow windows.

Panel Width	Available Heights
13"	20" - 96"
14.875"	20" - 92"
19"	20" - 84"
20.875"	20" - 80"
23.875"	20" - 74"
25.75"	20" - 70"
27.5"	20" - 66"
29"	20" - 64"

Measure:

Width: Shutter width depends on the space available around a window, as well as desired appearance. For an appearance of functioning shutters, shutter width should be about half the width of the window (not including the frame), although not required for non-functional vinyl shutters.

Height: Measure the height of each window or door (sash) and order the shutters in the same heights (do not include the frame of the window or door in your measurements).



View pictures, prices, 22 available colors, current production time, and order online.