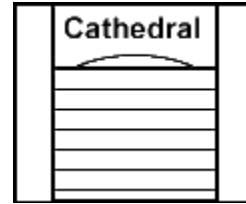


Shutter Panel Specifications:

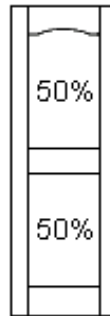
- Panel Depth: 7/8"
- Top Rail (A): 2" - 3"
- Divider Rail (B): 2" - 3"
- Bottom Rail (C): 3" - 4"
- Side Stile (D): 1" - 4"
- Louvers (E): 7/8" (18° angle)



Constructed from durable vinyl, fully assembled, and ready for installation. One-Piece louvered panels are molded as a single form. There are no spaces between louvers. One-Piece louvered shutter panels are made with an open back. All shutters have an authentic wood grain appearance and beaded detail.

Louver Shutter Profile:

One-Piece shutters have both a cathedral top and a centered divider rail. One-Piece louvered shutters are only available in a single color. 12" X 67" and 12" X 75" are only available in black. One-Piece shutters are paintable.



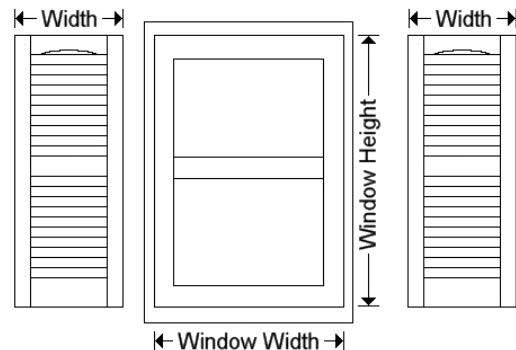
Available Sizes:

Panel Width	Available Heights
12"	35", 39", 43", 47", 51", 55" 59", 63", 67", 71", 75", 79"
14.375"	35", 39", 43", 47", 51", 55" 59", 63", 67", 71", 75", 79"

Measure:

Width: Shutter width depends on the space available around a window, as well as desired appearance. For an appearance of functioning shutters, shutter width should be about half the width of the window (not including the frame), although not required for non-functional vinyl shutters.

Height: Measure the height of each window or door (sash) and order the shutters in the same heights (do not include the frame of the window or door in your measurements).



View pictures, prices, 6 available colors, current production time, and order online.