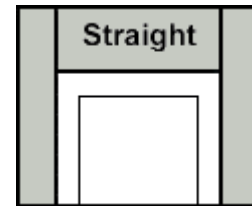


Shutter Panel Specifications:

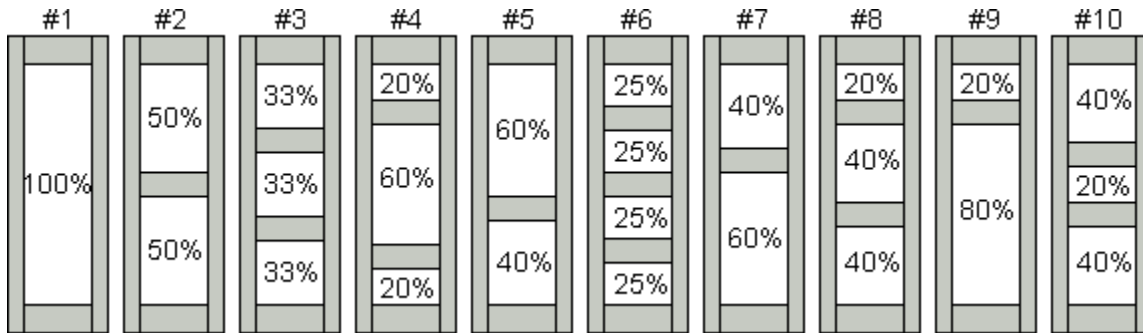
Top Rail (A)
 Divider Rail (B)
 Bottom Rail (C)
 Side Stile (D)
 Raised Panel (E): Determined by shutter height
 Panel Depth: 7/8"
 Material Thickness: 1/8"

See
 Sizes
 Below



Constructed from durable vinyl, fully assembled, and ready for installation. Standard shutter panels are made with stapled multi-piece vinyl components. Raised Panel shutters are decorative only, made with a hollow open back. All shutters have a molded wood grain texture and beaded detail. Raised Panel shutters are available in one color or a combination of two colors.

Raised Panel Shutter Profile: Select position of the divider rail(s) in the following configurations.



Available Sizes:

Double-Wide panels may be used for wide windows.

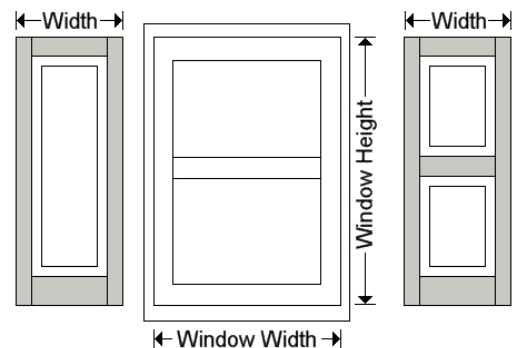
Width	Standard Heights*	Top Rail	Divider Rail	Bottom Rail	Side Stiles
7"	20" - 108"	2"	2"	2"	1.0625"
9"	20" - 104"	2"	2"	2"	1.9375"
10"	20" - 102"	3"	3"	3"	1.0625"
12"	20" - 98"	3"	3"	3"	1.9375"
14.50"	20" - 92"	3"	3"	3"	1.9375"
16.25"	20" - 88"	3"	3"	3"	2.875"
17.75"	20" - 86"	3"	3"	3"	3.625"

*All shutters are available in heights up to 108" in 1/4" increments. Shutters in excess of the standard size will incur additional shipping. See "Shipping" page on readyshutters.com for more information.

Measure:

Width: Shutter width depends on the space available around a window, as well as desired appearance. For an appearance of functioning shutters, shutter width should be about half the width of the window (not including the frame), although not required for non-functional vinyl shutters.

Height: Measure the height of each window or door (sash) and order the shutters in the same heights (do not include the frame of the window or door in your measurements).



View pictures, prices, 22 available colors, current production time, and order online.