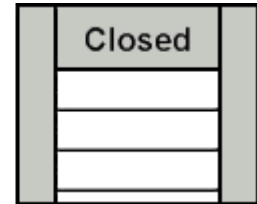
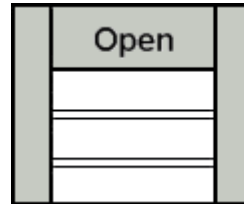


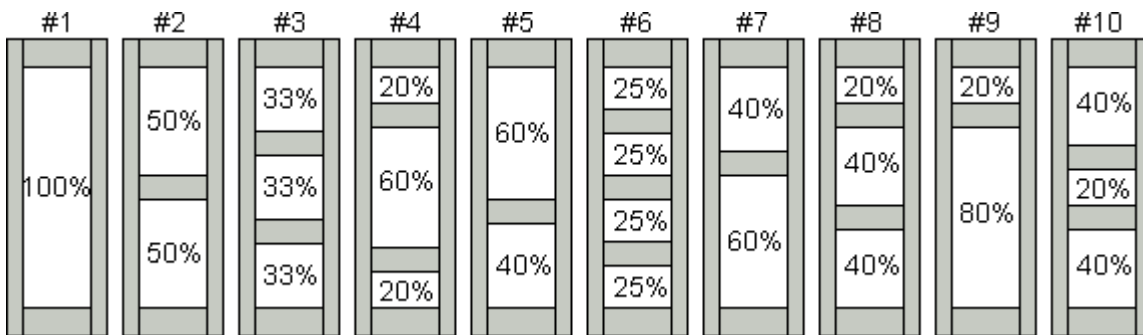
Shutter Panel Specifications:

- Panel Depth: 7/8"
- Top Rail (A): 2" - 3"
- Divider Rail (B): 2" - 3"
- Bottom Rail (C): 3" - 4"
- Side Stile (D): 1" - 4"
- Shakers (E): 2" - 3"
- Shaker Spaces (F): Approximately 3/8"



Constructed from durable vinyl, fully assembled, and ready for installation. Open shutters have a gap (F) between shakers. Closed shutters have no gap. Shakers (E) are at a vertical 0° angle (front facing). Standard panels are made with stapled multi-piece components with an open back. All shutters have an authentic wood grain appearance and beaded detail. Shaker shutters are available in one color or a combination of two colors.

Louver Shutter Profile: Select no, one, two, or three divider rails in the following configurations. For Styles #2 - #10 the Frame (stiles and rails) and Shaker colors must be different to show distinction.



Available Sizes:

Heights in 1/4 inch increments.

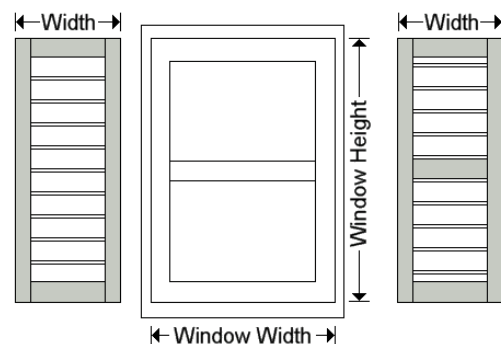
Double-Wide panels may be used for wide windows.

Panel Width	Available Heights
7"	20" - 108"
9"	20" - 104"
10"	20" - 102"
12"	20" - 98"
14.50"	20" - 92"
16.25"	20" - 88"
17.75"	20" - 86"

Measure:

Width: Shutter width depends on the space available around a window, as well as desired appearance. For an appearance of functioning shutters, shutter width should be about half the width of the window (not including the frame).

Height: Measure the height of each window or door (sash) and order the shutters in the same heights (do not include the frame of the window or door in your measurements).



View pictures, prices, 22 available colors, current production time, and order online.